



Pilot Growth Dashboard Instructions

Unleashing Greatness Pilot Program

This guide shows you how to quickly set up and use the *Unleashing Greatness Growth Portal*. With just a Google Sheet and Looker Studio, you'll get instant charts for Vocabulary, Comprehension, Fluency (WCPM), Writing, and SEL Confidence.

1 Set Up the Google Sheet Template

1. Open the link provided in your Pilot Kit.
 2. Click **File** → **Make a Copy**.
 - Rename it with your **School Name + Year** (e.g., LincolnElementary_2025).
 3. Keep this copy private to your school — it's yours to update.
-

2 Enter Your Class Data

- Use the scoring sheets in your **Pilot Assessment Binder**.
 - Enter **class averages** (not individual scores) for each test point:
 - Vocabulary %
 - Comprehension %
 - Fluency (WCPM)
 - Writing Rubric (0–3)
 - SEL Confidence (😊 😐 😞)
 - Enter data at three points:
 - **Week 0** → **Pre-Test**
 - **Week 4** → **Mid-Test (optional)**
 - **Week 7–8** → **Post-Test**
-






3 Connect to the Looker Studio Dashboard

1. Open the Looker Studio Dashboard Template (link provided in Pilot Kit).
2. Click **File** → **Make a Copy**.
3. When prompted:
 - Click **Create Data Source**.
 - Choose **Google Sheets**.
 - Select your copied Pilot Growth Sheet.
 - Pick the tab called **Class Data**.

- Click **Connect** → **Add to Report**.
4. Done! Your dashboard is now linked to your school's data.
-

4 Use the Dashboard

You'll see:

-  **Vocabulary Growth** → bar chart (Pre vs Post)
 -  **Comprehension** → line graph (Pre → Mid → Post)
 -  **Fluency (WCPM)** → benchmark chart (Below, Basic, Proficient, Advanced)
 -  **Writing Rubric** → stacked bar chart (0–3)
 -  **SEL Confidence** → pie chart showing shifts in student self-ratings
-

5 In Practice

- **Teachers** → Enter class averages in the Google Sheet.
 - **Principals** → Use the dashboard filters (School ► Grade ► Teacher) to view snapshots.
 - **Admins** → Export the built-in “Growth Report PDF” for meetings.
-

6 Troubleshooting

- Blank dashboard? → Reconnect the Google Sheet.
 - Numbers look odd? → Double-check that scores are entered as % or whole numbers.
 - Need help? → Re-watch the Jordan Blaze Training Video (link inside this Pilot Kit).
-

Key Takeaway

One Google Sheet → One Dashboard → Instant insights for your school.
This makes your pilot data easy to see, easy to share, and powerful for planning next steps.

The **Video Dashboard Training** with our A.I. Trainer, Jordan Blaze, watch here:

<https://youtu.be/qxDx8OCM2KQ>



Here are the individual links to the Google Sheets Template, the Looker Dashboard and the Principals Google Slides Kick-off Deck:

Google Slides Template:

<https://docs.google.com/spreadsheets/d/1VVUCswnkrTGX5f4EQkXhwCXR7QjglBLRk7ZUcREv7wE/edit?usp=sharing>

Pilot Growth Schoolwide Template:

<https://lookerstudio.google.com/reporting/dd38fb7c-5c5a-47be-b89d-24a93ceec30f>

Unleashing Greatness Pilot Program – Principals Google Slides Kick-off Deck

https://docs.google.com/presentation/d/1vD2768NKkTNtAeoM5AksMtveJrJN968pb1Wl_ju6OFY/edit?usp=sharing